



## HMA I-LIFT 25

525XX-XXXXX-XXXXXX



Variable height adjustable suspension arm with HMA I-080 foot joint mount and HMA I-040 head joint mount

- Default colours
  - Cover: RAL 7035 (Light grey)
  - Bearings: RAL 7016 (Anthracite grey)
  - Special colours on request
- Base and head joint can be mounted to face upwards and downwards
- 4 system lengths available
- Vertical swivel angle  $\pm 40^\circ$  with continuously variable stroke limiter to  $\pm 0^\circ$
- Restraint-guided load suspension at head joint
- Stroke locking with operator release (option)
- Fine adjustment of the load capacity range (TLB) using adjusting screw
- Load range exclusive vertical tube and attachments
- Horizontal swing angle  $300^\circ$  with rotation limiter adjustable in  $30^\circ$  steps
- Low maintenance

---

**Cable duct** 25 x 19 mm

---

**Loading weight range** 1.5 - 31 kg

---

## HMA I-LIFT 25-1 (500 MM)

5251X-11XXX-XXXXXXXX



Variable height adjustable suspension arm, system length 950 mm, with bottom HMA I-080 foot joint mount and bottom HMA I-040 head joint mount

- Default colours
  - RAL 7016 (Anthracite grey)
  - RAL 7035 (Light grey)
  - Special colours on request
- Vertical swivel angle +/- 40° with continuously variable stroke limiter to +/- 0°
- Restraint-guided load suspension at head joint
- Fine adjustment of the load capacity range (TLB) using adjusting screw
- Internal cable ducting (25mm x 19mm)
- Horizontal swing angle 300° with rotation limiter adjustable in 30° steps
- Dead weight: 10,9 kg

Product code	Description
52511-11100-8707110	HMA I-Lift 25-1, 500 mm, TLB 1.5-3.5 kg, Colours: RAL 7016, RAL 7035
52512-11100-8707110	HMA I-Lift 25-1, 500 mm, TLB 6-8.5 kg, Colours: RAL 7016, RAL 7035
52513-11100-8707110	HMA I-Lift 25-1, 500 mm, TLB 8-12 kg, Colours: RAL 7016, RAL 7035
52514-11100-8707110	HMA I-Lift 25-1, 500 mm, TLB 13-17 kg, Colours: RAL 7016, RAL 7035
52515-11100-8707110	HMA I-Lift 25-1, 500 mm, TLB 17-21 kg, Colours: RAL 7016, RAL 7035
52516-11100-8707110	HMA I-Lift 25-1, 500 mm, TLB 20-26 kg, Colours: RAL 7016, RAL 7035
52517-11100-8707110	HMA I-Lift 25-1, 500 mm, TLB 26-31 kg, Colours: RAL 7016, RAL 7035

## HMA I-LIFT 25-2 (500 MM)

5251X-21XXX-XXXXXXXX



Variable height adjustable suspension arm, system length 500 mm, with top HMA I-080 foot joint mount and bottom HMA I-040 head joint mount

- Default colours
  - RAL 7016 (Anthracite grey)
  - RAL 7035 (Light grey)
  - Special colours on request
- Vertical swivel angle +/- 40° with continuously variable stroke limiter to +/- 0°
- Restraint-guided load suspension at head joint
- Fine adjustment of the load capacity range (TLB) using adjusting screw
- Internal cable ducting (25mm x 19mm)
- Horizontal swing angle 300° with rotation limiter adjustable in 30° steps
- Dead weight: 10,9 kg

Product code	Description
52511-21100-8707110	HMA I-Lift 25-2, 500 mm, TLB 1.5-3.5 kg, Colours: RAL 7016, RAL 7035

Product code	Description
52512-21100-8707110	HMA I-Lift 25-2, 500 mm, TLB 6.5-8.5 kg, Colours: RAL 7016, RAL 7035
52513-21100-8707110	HMA I-Lift 25-2, 500 mm, TLB 8-12 kg, Colours: RAL 7016, RAL 7035
52514-21100-8707110	HMA I-Lift 25-2, 500 mm, TLB 13-17 kg, Colours: RAL 7016, RAL 7035
52515-21100-8707110	HMA I-Lift 25-2, 500 mm, TLB 17-21 kg, Colours: RAL 7016, RAL 7035
52516-21100-8707110	HMA I-Lift 25-2, 500 mm, TLB 20-26 kg, Colours: RAL 7016, RAL 7035
52517-21100-8707110	HMA I-Lift 25-2, 500 mm, TLB 26-31 kg, Colours: RAL 7016, RAL 7035

## HMA I-LIFT 25-3 (500 MM)

5251X-12XXX-XXXXXXX




Variable height adjustable suspension arm, system length 500 mm, with bottom HMA I-080 foot joint mount and top HMA I-040 head joint mount

- Default colours
  - RAL 7016 (Anthracite grey)
  - RAL 7035 (Light grey)
  - Special colours on request
- Vertical swivel angle +/- 40° with continuously variable stroke limiter to +/- 0°
- Restraint-guided load suspension at head joint
- Fine adjustment of the load capacity range (TLB) using adjusting screw
- Internal cable ducting (25mm x 19mm)
- Horizontal swing angle 300° with rotation limiter adjustable in 30° steps
- Dead weight: 10,9 kg

Product code	Description
52511-12100-8707110	HMA I-Lift 25-3, 500 mm, TLB 1.5-3.5 kg, Colours: RAL 7016, RAL 7035
52512-12100-8707110	HMA I-Lift 25-3, 500 mm, TLB 6.5-8.5 kg, Colours: RAL 7016, RAL 7035
52513-12100-8707110	HMA I-Lift 25-3, 500 mm, TLB 8-12 kg, Colours: RAL 7016, RAL 7035
52514-12100-8707110	HMA I-Lift 25-3, 500 mm, TLB 13-17 kg, Colours: RAL 7016, RAL 7035
52515-12100-8707110	HMA I-Lift 25-3, 500 mm, TLB 17-21 kg, Colours: RAL 7016, RAL 7035
52516-12100-8707110	HMA I-Lift 25-3, 500 mm, TLB 20-26 kg, Colours: RAL 7016, RAL 7035
52517-12100-8707110	HMA I-Lift 25-3, 500 mm, TLB 26-31 kg, Colours: RAL 7016, RAL 7035

## HMA I-LIFT 25-4 (500 MM)

5251X-22XXX-XXXXXXX



Variable height adjustable suspension arm, system length 500 mm, with top HMA I-080 foot joint mount and top HMA I-040 head joint mount

- Default colours
  - RAL 7016 (Anthracite grey)
  - RAL 7035 (Light grey)
  - Special colours on request
- Vertical swivel angle  $\pm 40^\circ$  with continuously variable stroke limiter to  $\pm 0^\circ$
- Restraint-guided load suspension at head joint
- Fine adjustment of the load capacity range (TLB) using adjusting screw
- Internal cable ducting (25mm x 19mm)
- Horizontal swing angle  $300^\circ$  with rotation limiter adjustable in  $30^\circ$  steps
- Dead weight: 10,9 kg

Product code	Description
52511-22100-8707110	HMA I-Lift 25-4, 500 mm, TLB 1.5-3.5 kg, Colours: RAL 7016, RAL 7035
52512-22100-8707110	HMA I-Lift 25-4, 500 mm, TLB 6.5-8.5 kg, Colours: RAL 7016, RAL 7035
52513-22100-8707110	HMA I-Lift 25-4, 500 mm, TLB 8-12 kg, Colours: RAL 7016, RAL 7035
52514-22100-8707110	HMA I-Lift 25-4, 500 mm, TLB 13-17 kg, Colours: RAL 7016, RAL 7035
52515-22100-8707110	HMA I-Lift 25-4, 500 mm, TLB 17-21 kg, Colours: RAL 7016, RAL 7035
52516-22100-8707110	HMA I-Lift 25-4, 500 mm, TLB 20-26 kg, Colours: RAL 7016, RAL 7035
52517-22100-8707110	HMA I-Lift 25-4, 500 mm, TLB 26-31 kg, Colours: RAL 7016, RAL 7035

## HMA I-LIFT 25-1 (650 MM)

5252X-11XXX-XXXXXXX



Variable height adjustable suspension arm, system length 650 mm, with bottom HMA I-080 foot joint mount and bottom HMA I-040 head joint mount

- Default colours
  - RAL 7016 (Anthracite grey)
  - RAL 7035 (Light grey)
  - Special colours on request
- Vertical swivel angle  $\pm 40^\circ$  ( $\pm 310$  mm) with continuously variable stroke limiter to  $\pm 0^\circ$
- Restraint-guided load suspension at head joint
- Stroke locking with operator release (option)
- Fine adjustment of the load capacity range (TLB) using adjusting screw
- Internal cable ducting (25mm x 19mm)
- Horizontal swing angle  $300^\circ$  with rotation limiter adjustable in  $30^\circ$  steps
- Dead weight: 12,1 kg

Product code	Description
52521-11100-8707110	HMA I-Lift 25-1, 650 mm, TLB 1.5-3 kg, Colours: RAL 7016, RAL 7035

Product code	Description
52521-11200-8707110	HMA I-Lift 25-1, 650 mm, TLB 1.5-3 kg, lockable, Colours: RAL 7016, RAL 7035
52522-11100-8707110	HMA I-Lift 25-1, 650 mm, TLB 3.5-7 kg, Colours: RAL 7016, RAL 7035
52522-11200-8707110	HMA I-Lift 25-1, 650 mm, TLB 3.5-7 kg, lockable, Colours: RAL 7016, RAL 7035
52523-11100-8707110	HMA I-Lift 25-1, 650 mm, TLB 6-10 kg, Colours: RAL 7016, RAL 7035
52523-11200-8707110	HMA I-Lift 25-1, 650 mm, TLB 6-10 kg, lockable, Colours: RAL 7016, RAL 7035
52524-11100-8707110	HMA I-Lift 25-1, 650 mm, TLB 10-14 kg, Colours: RAL 7016, RAL 7035
52524-11200-8707110	HMA I-Lift 25-1, 650 mm, TLB 10-14 kg, lockable, Colours: RAL 7016, RAL 7035
52525-11100-8707110	HMA I-Lift 25-1, 650 mm, TLB 13-17 kg, Colours: RAL 7016, RAL 7035
52525-11200-8707110	HMA I-Lift 25-1, 650 mm, TLB 13-17 kg, lockable, Colours: RAL 7016, RAL 7035
52526-11100-8707110	HMA I-Lift 25-1, 650 mm, TLB 16-22 kg, Colours: RAL 7016, RAL 7035
52526-11200-8707110	HMA I-Lift 25-1, 650 mm, TLB 16-22 kg, lockable, Colours: RAL 7016, RAL 7035

## HMA I-LIFT 25-2 (650 MM)

5252X-21XXX-XXXXXXX



Variable height adjustable suspension arm, system length 650 mm, with top HMA I-080 foot joint mount and bottom HMA I-040 head joint mount

- Default colours
  - RAL 7016 (Anthracite grey)
  - RAL 7035 (Light grey)
  - Special colours on request
- Vertical swivel angle +/- 40° (+/-310 mm) with continuously variable stroke limiter to +/- 0°
- Restraint-guided load suspension at head joint
- Stroke locking with operator release (option)
- Fine adjustment of the load capacity range (TLB) using adjusting screw
- Internal cable ducting (25mm x 19mm)
- Horizontal swing angle 300° with rotation limiter adjustable in 30° steps
- Dead weight: 12,1 kg

Product code	Description
52521-21100-8707110	HMA I-Lift 25-2, 650 mm, TLB 1.5-3 kg, Colours: RAL 7016, RAL 7035
52521-21200-8707110	HMA I-Lift 25-2, 650 mm, TLB 1.5-3 kg, lockable, Colours: RAL 7016, RAL 7035
52522-21100-8707110	HMA I-Lift 25-2, 650 mm, TLB 3.5-7 kg, Colours: RAL 7016, RAL 7035
52522-21200-8707110	HMA I-Lift 25-2, 650 mm, TLB 3.5-7 kg, lockable, Colours: RAL 7016, RAL 7035
52523-21100-8707110	HMA I-Lift 25-2, 650 mm, TLB 6-10 kg, Colours: RAL 7016, RAL 7035
52523-21200-8707110	HMA I-Lift 25-2, 650 mm, TLB 6-10 kg, lockable, Colours: RAL 7016, RAL 7035
52524-21100-8707110	HMA I-Lift 25-2, 650 mm, TLB 10-14 kg, Colours: RAL 7016, RAL 7035
52524-21200-8707110	HMA I-Lift 25-2, 650 mm, TLB 10-14 kg, lockable, Colours: RAL 7016, RAL 7035
52525-21100-8707110	HMA I-Lift 25-2, 650 mm, TLB 13-17 kg, Colours: RAL 7016, RAL 7035
52525-21200-8707110	HMA I-Lift 25-2, 650 mm, TLB 13-17 kg, lockable, Colours: RAL 7016, RAL 7035
52526-21100-8707110	HMA I-Lift 25-2, 650 mm, TLB 16-22 kg, Colours: RAL 7016, RAL 7035
52526-21200-8707110	HMA I-Lift 25-2, 650 mm, TLB 16-22 kg, lockable, Colours: RAL 7016, RAL 7035

## HMA I-LIFT 25-3 (650 MM)

5252X-12XXX-XXXXXXXX




Variable height adjustable suspension arm, system length 650 mm, with bottom HMA I-080 foot joint mount and top HMA I-040 head joint mount

- Default colours
  - RAL 7016 (Anthracite grey)
  - RAL 7035 (Light grey)
  - Special colours on request
- Vertical swivel angle +/- 40° (+/-310 mm) with continuously variable stroke limiter to +/- 0°
- Restraint-guided load suspension at head joint
- Stroke locking with operator release (option)
- Fine adjustment of the load capacity range (TLB) using adjusting screw
- Internal cable ducting (25mm x 19mm)
- Horizontal swing angle 300° with rotation limiter adjustable in 30° steps
- Dead weight: 12,1 kg

Product code	Description
52521-12100-8707110	HMA I-Lift 25-3, 650 mm, TLB 1.5-3 kg, Colours: RAL 7016, RAL 7035
52521-12200-8707110	HMA I-Lift 25-3, 650 mm, TLB 1.5-3 kg, lockable, Colours: RAL 7016, RAL 7035
52522-12100-8707110	HMA I-Lift 25-3, 650 mm, TLB 0.5-7 kg, Colours: RAL 7016, RAL 7035
52522-12200-8707110	HMA I-Lift 25-3, 650 mm, TLB 3.5-7 kg, lockable, Colours: RAL 7016, RAL 7035
52523-12100-8707110	HMA I-Lift 25-3, 650 mm, TLB 6-10 kg, Colours: RAL 7016, RAL 7035
52523-12200-8707110	HMA I-Lift 25-3, 650 mm, TLB 6-10 kg, lockable, Colours: RAL 7016, RAL 7035
52524-12100-8707110	HMA I-Lift 25-3, 650 mm, TLB 10-14 kg, Colours: RAL 7016, RAL 7035
52524-12200-8707110	HMA I-Lift 25-3, 650 mm, TLB 10-14 kg, lockable, Colours: RAL 7016, RAL 7035
52525-12100-8707110	HMA I-Lift 25-3, 650 mm, TLB 13-17 kg, Colours: RAL 7016, RAL 7035
52525-12200-8707110	HMA I-Lift 25-3, 650 mm, TLB 13-17 kg, lockable, Colours: RAL 7016, RAL 7035
52526-12100-8707110	HMA I-Lift 25-3, 650 mm, TLB 16-22 kg, Colours: RAL 7016, RAL 7035
52526-12200-8707110	HMA I-Lift 25-3, 650 mm, TLB 16-22 kg, lockable, Colours: RAL 7016, RAL 7035

## HMA I-LIFT 25-4 (650 MM)

5252X-22XXX-XXXXXXX



Variable height adjustable suspension arm, system length 650 mm, with top HMA I-080 foot joint mount and top HMA I-040 head joint mount

- Default colours
  - RAL 7016 (Anthracite grey)
  - RAL 7035 (Light grey)
  - Special colours on request
- Vertical swivel angle +/- 40° (+/-310 mm) with continuously variable stroke limiter to +/- 0°
- Restraint-guided load suspension at head joint
- Stroke locking with operator release (option)
- Fine adjustment of the load capacity range (TLB) using adjusting screw
- Internal cable ducting (25mm x 19mm)
- Horizontal swing angle 300° with rotation limiter adjustable in 30° steps
- Dead weight: 12,1 kg

Product code	Description
52521-22100-8707110	HMA I-Lift 25-4, 650 mm, TLB 1.5-3 kg, Colours: RAL 7016, RAL 7035
52521-22200-8707110	HMA I-Lift 25-4, 650 mm, TLB 1.5-3 kg, lockable, Colours: RAL 7016, RAL 7035
52522-22100-8707110	HMA I-Lift 25-4, 650 mm, TLB 3.5-7 kg, Colours: RAL 7016, RAL 7035
52522-22200-8707110	HMA I-Lift 25-4, 650 mm, TLB 3.5-7 kg, lockable, Colours: RAL 7016, RAL 7035
52523-22100-8707110	HMA I-Lift 25-4, 650 mm, TLB 6-10 kg, Colours: RAL 7016, RAL 7035
52523-22200-8707110	HMA I-Lift 25-4, 650 mm, TLB 6-10 kg, lockable, Colours: RAL 7016, RAL 7035
52524-22100-8707110	HMA I-Lift 25-4, 650 mm, TLB 10-14 kg, Colours: RAL 7016, RAL 7035
52524-22200-8707110	HMA I-Lift 25-4, 650 mm, TLB 10-14 kg, lockable, Colours: RAL 7016, RAL 7035
52525-22100-8707110	HMA I-Lift 25-4, 650 mm, TLB 13-17 kg, Colours: RAL 7016, RAL 7035
52525-22200-8707110	HMA I-Lift 25-4, 650 mm, TLB 13-17 kg, lockable, Colours: RAL 7016, RAL 7035
52526-22100-8707110	HMA I-Lift 25-4, 650 mm, TLB 16-22 kg, Colours: RAL 7016, RAL 7035
52526-22200-8707110	HMA I-Lift 25-4, 650 mm, TLB 16-22 kg, lockable, Colours: RAL 7016, RAL 7035

## HMA I-LIFT 25-1 (800 MM)

5253X-11XXX-XXXXXXX



Variable height adjustable suspension arm, system length 800 mm, with bottom HMA I-080 foot joint mount and bottom HMA I-040 head joint mount

- Default colours
  - RAL 7016 (Anthracite grey)
  - RAL 7035 (Light grey)
  - Special colours on request
- Vertical swivel angle  $\pm 40^\circ$  ( $\pm 410$  mm) with continuously variable stroke limiter to  $\pm 0^\circ$
- Restraint-guided load suspension at head joint
- Stroke locking with operator release (option)
- Fine adjustment of the load capacity range (TLB) using adjusting screw
- Internal cable ducting (25mm x 19mm)
- Horizontal swing angle  $300^\circ$  with rotation limiter adjustable in  $30^\circ$  steps
- Dead weight: 13,3 kg

Product code	Description
52531-11100-8707110	HMA I-Lift 25-1, 800 mm, TLB 1.5-2.3 kg, Colours: RAL 7016, RAL 7035
52531-11200-8707110	HMA I-Lift 25-1, 800 mm, TLB 1.5-2.3 kg, lockable, Colours: RAL 7016, RAL 7035
52532-11100-8707110	HMA I-Lift 25-1, 800 mm, TLB 1.6-5.1 kg, Colours: RAL 7016, RAL 7035
52532-11200-8707110	HMA I-Lift 25-1, 800 mm, TLB 1.6-5.1 kg, lockable, Colours: RAL 7016, RAL 7035
52533-11100-8707110	HMA I-Lift 25-1, 800 mm, TLB 3.5-7.5 kg, Colours: RAL 7016, RAL 7035
52533-11200-8707110	HMA I-Lift 25-1, 800 mm, TLB 3.5-7.5 kg, lockable, Colours: RAL 7016, RAL 7035
52534-11100-8707110	HMA I-Lift 25-1, 800 mm, TLB 6.3-10.3 kg, Colours: RAL 7016, RAL 7035
52534-11200-8707110	HMA I-Lift 25-1, 800 mm, TLB 6.3-10.3 kg, lockable, Colours: RAL 7016, RAL 7035
52535-11100-8707110	HMA I-Lift 25-1, 800 mm, TLB 9.1-13.1 kg, Colours: RAL 7016, RAL 7035
52535-11200-8707110	HMA I-Lift 25-1, 800 mm, TLB 9.1-13.1 kg, lockable, Colours: RAL 7016, RAL 7035
52536-11100-8707110	HMA I-Lift 25-1, 800 mm, TLB 10.8-16.8 kg, Colours: RAL 7016, RAL 7035
52536-11200-8707110	HMA I-Lift 25-1, 800 mm, TLB 10.8-16.8 kg, lockable, Colours: RAL 7016, RAL 7035
52537-11100-8707110	HMA I-Lift 25-1, 800 mm, TLB 16.1-21.1 kg, Colours: RAL 7016, RAL 7035
52537-11200-8707110	HMA I-Lift 25-1, 800 mm, TLB 16.1-21.1 kg, lockable, Colours: RAL 7016, RAL 7035



## HMA I-LIFT 25-2 (800 MM)

5253X-21XXX-XXXXXXXX



Variable height adjustable suspension arm, system length 800 mm, with top HMA I-080 foot joint mount and bottom HMA I-040 head joint mount

- Default colours
  - RAL 7016 (Anthracite grey)
  - RAL 7035 (Light grey)
  - Special colours on request
- Vertical swivel angle +/- 40° (+/-410 mm) with continuously variable stroke limiter to +/- 0°
- Restraint-guided load suspension at head joint
- Stroke locking with operator release (option)
- Fine adjustment of the load capacity range (TLB) using adjusting screw
- Internal cable ducting (25mm x 19mm)
- Horizontal swing angle 300° with rotation limiter adjustable in 30° steps
- Dead weight: 13,3 kg

Product code	Description
52531-21100-8707110	HMA I-Lift 25-2, 800 mm, TLB 1.5-2.3 kg, Colours: RAL 7016, RAL 7035
52531-21200-8707110	HMA I-Lift 25-2, 800 mm, TLB 1.5-2.3 kg, lockable, Colours: RAL 7016, RAL 7035
52532-21100-8707110	HMA I-Lift 25-2, 800 mm, TLB 1.6-5.1 kg, Colours: RAL 7016, RAL 7035
52532-21200-8707110	HMA I-Lift 25-2, 800 mm, TLB 1.6-5.1 kg, lockable, Colours: RAL 7016, RAL 7035
52533-21100-8707110	HMA I-Lift 25-2, 800 mm, TLB 3.5-7.5 kg, Colours: RAL 7016, RAL 7035
52533-21200-8707110	HMA I-Lift 25-2, 800 mm, TLB 3.5-7.5 kg, lockable, Colours: RAL 7016, RAL 7035
52534-21100-8707110	HMA I-Lift 25-2, 800 mm, TLB 6.3-10.3 kg, Colours: RAL 7016, RAL 7035
52534-21200-8707110	HMA I-Lift 25-2, 800 mm, TLB 6.3-10.3 kg, lockable, Colours: RAL 7016, RAL 7035
52535-21100-8707110	HMA I-Lift 25-2, 800 mm, TLB 9.1-13.1 kg, Colours: RAL 7016, RAL 7035
52535-21200-8707110	HMA I-Lift 25-2, 800 mm, TLB 9.1-13.1 kg, lockable, Colours: RAL 7016, RAL 7035
52536-21100-8707110	HMA I-Lift 25-2, 800 mm, TLB 10.8-16.8 kg, Colours: RAL 7016, RAL 7035
52536-21200-8707110	HMA I-Lift 25-2, 800 mm, TLB 10.8-16.8 kg, lockable, Colours: RAL 7016, RAL 7035
52537-21100-8707110	HMA I-Lift 25-2, 800 mm, TLB 16.1-21.1 kg, Colours: RAL 7016, RAL 7035
52537-21200-8707110	HMA I-Lift 25-2, 800 mm, TLB 16.1-21.1 kg, lockable, Colours: RAL 7016, RAL 7035

## HMA I-LIFT 25-3 (800 MM)

5253X-12XXX-XXXXXXX




Variable height adjustable suspension arm, system length 800 mm, with bottom HMA I-080 foot joint mount and top HMA I-040 head joint mount

- Default colours
  - RAL 7016 (Anthracite grey)
  - RAL 7035 (Light grey)
  - Special colours on request
- Vertical swivel angle +/- 40° (+/-410 mm) with continuously variable stroke limiter to +/- 0°
- Restraint-guided load suspension at head joint
- Stroke locking with operator release (option)
- Fine adjustment of the load capacity range (TLB) using adjusting screw
- Internal cable ducting (25mm x 19mm)
- Horizontal swing angle 300° with rotation limiter adjustable in 30° steps
- Dead weight: 13,3 kg

Product code	Description
52531-12100-8707110	HMA I-Lift 25-3, 800 mm, TLB 1.5-2.3 kg, Colours: RAL 7016, RAL 7035
52531-12200-8707110	HMA I-Lift 25-3, 800 mm, TLB 1.5-2.3 kg, lockable, Colours: RAL 7016, RAL 7035
52532-12100-8707110	HMA I-Lift 25-3, 800 mm, TLB 1.6-5.1 kg, Colours: RAL 7016, RAL 7035
52532-12200-8707110	HMA I-Lift 25-3, 800 mm, TLB 1.6-5.1 kg, lockable, Colours: RAL 7016, RAL 7035
52533-12100-8707110	HMA I-Lift 25-3, 800 mm, TLB 3.5-7.5 kg, Colours: RAL 7016, RAL 7035
52533-12200-8707110	HMA I-Lift 25-3, 800 mm, TLB 3.5-7.5 kg, lockable, Colours: RAL 7016, RAL 7035
52534-12100-8707110	HMA I-Lift 25-3, 800 mm, TLB 6.3-10.3 kg, Colours: RAL 7016, RAL 7035
52534-12200-8707110	HMA I-Lift 25-3, 800 mm, TLB 6.3-10.3 kg, lockable, Colours: RAL 7016, RAL 7035
52535-12100-8707110	HMA I-Lift 25-3, 800 mm, TLB 9.1-13.1 kg, Colours: RAL 7016, RAL 7035
52535-12200-8707110	HMA I-Lift 25-3, 800 mm, TLB 9.1-13.1 kg, lockable, Colours: RAL 7016, RAL 7035
52536-12100-8707110	HMA I-Lift 25-3, 800 mm, TLB 10.8-16.8 kg, Colours: RAL 7016, RAL 7035
52536-12200-8707110	HMA I-Lift 25-3, 800 mm, TLB 10.8-16.8 kg, lockable, Colours: RAL 7016, RAL 7035
52537-12100-8707110	HMA I-Lift 25-3, 800 mm, TLB 16.1-21.1 kg, Colours: RAL 7016, RAL 7035
52537-12200-8707110	HMA I-Lift 25-3, 800 mm, TLB 16.1-21.1 kg, lockable, Colours: RAL 7016, RAL 7035

## HMA I-LIFT 25-4 (800 MM)

5253X-22XXX-XXXXXXXX



Variable height adjustable suspension arm, system length 800 mm, with top HMA I-080 foot joint mount and top HMA I-040 head joint mount

- Default colours
  - RAL 7016 (Anthracite grey)
  - RAL 7035 (Light grey)
  - Special colours on request
- Vertical swivel angle  $\pm 40^\circ$  ( $\pm 410$  mm) with continuously variable stroke limiter to  $\pm 0^\circ$
- Restraint-guided load suspension at head joint
- Stroke locking with operator release (option)
- Fine adjustment of the load capacity range (TLB) using adjusting screw
- Internal cable ducting (25mm x 19mm)
- Horizontal swing angle  $300^\circ$  with rotation limiter adjustable in  $30^\circ$  steps
- Dead weight: 13,3 kg

Product code	Description
52531-22100-8707110	HMA I-Lift 25-4, 800 mm, TLB 1.5-2.3 kg, Colours: RAL 7016, RAL 7035
52531-22200-8707110	HMA I-Lift 25-4, 800 mm, TLB 1.5-2.3 kg, lockable, Colours: RAL 7016, RAL 7035
52532-22100-8707110	HMA I-Lift 25-4, 800 mm, TLB 1.6-5.1 kg, Colours: RAL 7016, RAL 7035
52532-22200-8707110	HMA I-Lift 25-4, 800 mm, TLB 1.6-5.1 kg, lockable, Colours: RAL 7016, RAL 7035
52533-22100-8707110	HMA I-Lift 25-4, 800 mm, TLB 3.5-7.5 kg, Colours: RAL 7016, RAL 7035
52533-22200-8707110	HMA I-Lift 25-4, 800 mm, TLB 3.5-7.5 kg, lockable, Colours: RAL 7016, RAL 7035
52534-22100-8707110	HMA I-Lift 25-4, 800 mm, TLB 6.3-10.3 kg, Colours: RAL 7016, RAL 7035
52534-22200-8707110	HMA I-Lift 25-4, 800 mm, TLB 6.3-10.3 kg, lockable, Colours: RAL 7016, RAL 7035
52535-22100-8707110	HMA I-Lift 25-4, 800 mm, TLB 9.1-13.1 kg, Colours: RAL 7016, RAL 7035
52535-22200-8707110	HMA I-Lift 25-4, 800 mm, TLB 9.1-13.1 kg, lockable, Colours: RAL 7016, RAL 7035
52536-22100-8707110	HMA I-Lift 25-4, 800 mm, TLB 10.8-16.8 kg, Colours: RAL 7016, RAL 7035
52536-22200-8707110	HMA I-Lift 25-4, 800 mm, TLB 10.8-16.8 kg, lockable, Colours: RAL 7016, RAL 7035
52537-22100-8707110	HMA I-Lift 25-4, 800 mm, TLB 16.1-21.1 kg, Colours: RAL 7016, RAL 7035
52537-22200-8707110	HMA I-Lift 25-4, 800 mm, TLB 16.1-21.1 kg, lockable, Colours: RAL 7016, RAL 7035

## HMA I-LIFT 25-1 (950 MM)

5254X-11XXX-XXXXXXXX



Variable height adjustable suspension arm, system length 950 mm, with bottom HMA I-080 foot joint mount and bottom HMA I-040 head joint mount

- Default colours
  - RAL 7016 (Anthracite grey)
  - RAL 7035 (Light grey)
  - Special colours on request
- Vertical swivel angle  $\pm 40^\circ$  ( $\pm 500$  mm) with continuously variable stroke limiter to  $\pm 0^\circ$
- Restraint-guided load suspension at head joint
- Stroke locking with operator release (option)
- Fine adjustment of the load capacity range (TLB) using adjusting screw
- Internal cable ducting (25mm x 19mm)
- Horizontal swing angle  $300^\circ$  with rotation limiter adjustable in  $30^\circ$  steps
- Dead weight: 14,6 kg

Product code	Description
52541-11100-8707110	HMA I-Lift 25-1, 950 mm, TLB 1.5-2 kg, Colours: RAL 7016, RAL 7035
52541-11200-8707110	HMA I-Lift 25-1, 950 mm, TLB 1.5-2 kg, lockable, Colours: RAL 7016, RAL 7035
52542-11100-8707110	HMA I-Lift 25-1, 950 mm, TLB 1.5-3.8 kg, Colours: RAL 7016, RAL 7035
52542-11200-8707110	HMA I-Lift 25-1, 950 mm, TLB 1.5-3.8 kg, lockable, Colours: RAL 7016, RAL 7035
52543-11100-8707110	HMA I-Lift 25-1, 950 mm, TLB 4.8-6.8 kg, Colours: RAL 7016, RAL 7035
52543-11200-8707110	HMA I-Lift 25-1, 950 mm, TLB 4.8-6.8 kg, lockable, Colours: RAL 7016, RAL 7035
52544-11100-8707110	HMA I-Lift 25-1, 950 mm, TLB 5.6-9.6 kg, Colours: RAL 7016, RAL 7035
52544-11200-8707110	HMA I-Lift 25-1, 950 mm, TLB 5.6-9.6 kg, lockable, Colours: RAL 7016, RAL 7035
52545-11100-8707110	HMA I-Lift 25-1, 950 mm, TLB 7.6-11.6 kg, Colours: RAL 7016, RAL 7035
52545-11200-8707110	HMA I-Lift 25-1, 950 mm, TLB 7.6-11.6 kg, lockable, Colours: RAL 7016, RAL 7035
52546-11100-8707110	HMA I-Lift 25-1, 950 mm, TLB 10-15 kg, Colours: RAL 7016, RAL 7035
52546-11200-8707110	HMA I-Lift 25-1, 950 mm, TLB 10-15 kg, lockable, Colours: RAL 7016, RAL 7035
52547-11100-8707110	HMA I-Lift 25-1, 950 mm, TLB 15.8-17.8 kg, Colours: RAL 7016, RAL 7035
52547-11200-8707110	HMA I-Lift 25-1, 950 mm, TLB 15.8-17.8 kg, lockable, Colours: RAL 7016, RAL 7035

## HMA I-LIFT 25-2 (950 MM)

5254X-21XXX-XXXXXXXX



Variable height adjustable suspension arm, system length 950 mm, with top HMA I-080 foot joint mount and bottom HMA I-040 head joint mount

- Default colours
  - RAL 7016 (Anthracite grey)
  - RAL 7035 (Light grey)
  - Special colours on request
- Vertical swivel angle +/- 40° (+/-500 mm) with continuously variable stroke limiter to +/- 0°
- Restraint-guided load suspension at head joint
- Stroke locking with operator release (option)
- Fine adjustment of the load capacity range (TLB) using adjusting screw
- Internal cable ducting (25mm x 19mm)
- Horizontal swing angle 300° with rotation limiter adjustable in 30° steps
- Dead weight: 14,6 kg

Product code	Description
52541-21100-8707110	HMA I-Lift 25-2, 950 mm, TLB 1.5-2 kg, Colours: RAL 7016, RAL 7035
52541-21200-8707110	HMA I-Lift 25-2, 950 mm, TLB 1.5-2 kg, lockable, Colours: RAL 7016, RAL 7035
52542-21100-8707110	HMA I-Lift 25-2, 950 mm, TLB 1.5-3.8 kg, Colours: RAL 7016, RAL 7035
52542-21200-8707110	HMA I-Lift 25-2, 950 mm, TLB 1.5-3.8 kg, lockable, Colours: RAL 7016, RAL 7035
52543-21100-8707110	HMA I-Lift 25-2, 950 mm, TLB 4.8-6.8 kg, Colours: RAL 7016, RAL 7035
52543-21200-8707110	HMA I-Lift 25-2, 950 mm, TLB 4.8-6.8 kg, lockable, Colours: RAL 7016, RAL 7035
52544-21100-8707110	HMA I-Lift 25-2, 950 mm, TLB 5.6-9.6 kg, Colours: RAL 7016, RAL 7035
52544-21200-8707110	HMA I-Lift 25-2, 950 mm, TLB 5.6-9.6 kg, lockable, Colours: RAL 7016, RAL 7035
52545-21100-8707110	HMA I-Lift 25-2, 950 mm, TLB 7.6-11.6 kg, Colours: RAL 7016, RAL 7035
52545-21200-8707110	HMA I-Lift 25-2, 950 mm, TLB 7.6-11.6 kg, lockable, Colours: RAL 7016, RAL 7035
52546-21100-8707110	HMA I-Lift 25-2, 950 mm, TLB 10-15 kg, Colours: RAL 7016, RAL 7035
52546-21200-8707110	HMA I-Lift 25-2, 950 mm, TLB 10-15 kg, lockable, Colours: RAL 7016, RAL 7035
52547-21100-8707110	HMA I-Lift 25-2, 950 mm, TLB 15.8-17.8 kg, Colours: RAL 7016, RAL 7035
52547-21200-8707110	HMA I-Lift 25-2, 950 mm, TLB 15.8-17.8 kg, lockable, Colours: RAL 7016, RAL 7035

## HMA I-LIFT 25-3 (950 MM)

5254X-12XXX-XXXXXXXX




Variable height adjustable suspension arm, system length 950 mm, with bottom HMA I-080 foot joint mount and top HMA I-040 head joint mount

- Default colours
  - RAL 7016 (Anthracite grey)
  - RAL 7035 (Light grey)
  - Special colours on request
- Vertical swivel angle +/- 40° (+/-500 mm) with continuously variable stroke limiter to +/- 0°
- Restraint-guided load suspension at head joint
- Stroke locking with operator release (option)
- Fine adjustment of the load capacity range (TLB) using adjusting screw
- Internal cable ducting (25mm x 19mm)
- Horizontal swing angle 300° with rotation limiter adjustable in 30° steps
- Dead weight: 14,6 kg

Product code	Description
52541-12100-8707110	HMA I-Lift 25-3, 950 mm, TLB 1.5-2 kg, Colours: RAL 7016, RAL 7035
52541-12200-8707110	HMA I-Lift 25-3, 950 mm, TLB 1.5-2 kg, lockable, Colours: RAL 7016, RAL 7035
52542-12100-8707110	HMA I-Lift 25-3, 950 mm, TLB 1.5-3.8 kg, Colours: RAL 7016, RAL 7035
52542-12200-8707110	HMA I-Lift 25-3, 950 mm, TLB 1.5-3.8 kg, lockable, Colours: RAL 7016, RAL 7035
52543-12100-8707110	HMA I-Lift 25-3, 950 mm, TLB 4.8-6.8 kg, Colours: RAL 7016, RAL 7035
52543-12200-8707110	HMA I-Lift 25-3, 950 mm, TLB 4.8-6.8 kg, lockable, Colours: RAL 7016, RAL 7035
52544-12100-8707110	HMA I-Lift 25-3, 950 mm, TLB 5.6-9.6 kg, Colours: RAL 7016, RAL 7035
52544-12200-8707110	HMA I-Lift 25-3, 950 mm, TLB 5.6-9.6 kg, lockable, Colours: RAL 7016, RAL 7035
52545-12100-8707110	HMA I-Lift 25-3, 950 mm, TLB 7.6-11.6 kg, Colours: RAL 7016, RAL 7035
52545-12200-8707110	HMA I-Lift 25-3, 950 mm, TLB 7.6-11.6 kg, lockable, Colours: RAL 7016, RAL 7035
52546-12100-8707110	HMA I-Lift 25-3, 950 mm, TLB 10-15 kg, Colours: RAL 7016, RAL 7035
52546-12200-8707110	HMA I-Lift 25-3, 950 mm, TLB 10-15 kg, lockable, Colours: RAL 7016, RAL 7035
52547-12100-8707110	HMA I-Lift 25-3, 950 mm, TLB 15.8-17.8 kg, Colours: RAL 7016, RAL 7035
52547-12200-8707110	HMA I-Lift 25-3, 950 mm, TLB 15.8-17.8 kg, lockable, Colours: RAL 7016, RAL 7035

## HMA I-LIFT 25-4 (950 MM)

5254X-22XXX-XXXXXXXX



Variable height adjustable suspension arm, system length 950 mm, with top HMA I-080 foot joint mount and top HMA I-040 head joint mount

- Default colours
  - RAL 7016 (Anthracite grey)
  - RAL 7035 (Light grey)
  - Special colours on request
- Vertical swivel angle  $\pm 40^\circ$  ( $\pm 500$  mm) with continuously variable stroke limiter to  $\pm 0^\circ$
- Restraint-guided load suspension at head joint
- Stroke locking with operator release (option)
- Fine adjustment of the load capacity range (TLB) using adjusting screw
- Internal cable ducting (25mm x 19mm)
- Horizontal swing angle  $300^\circ$  with rotation limiter adjustable in  $30^\circ$  steps
- Dead weight: 14,6 kg

Product code	Description
52541-22100-8707110	HMA I-Lift 25-4, 950 mm, TLB 1.5-2 kg, Colours: RAL 7016, RAL 7035
52541-22200-8707110	HMA I-Lift 25-4, 950 mm, TLB 1.5-2 kg, lockable, Colours: RAL 7016, RAL 7035
52542-22100-8707110	HMA I-Lift 25-4, 950 mm, TLB 1.5-3.8 kg, Colours: RAL 7016, RAL 7035
52542-22200-8707110	HMA I-Lift 25-4, 950 mm, TLB 1.5-3.8 kg, lockable, Colours: RAL 7016, RAL 7035
52543-22100-8707110	HMA I-Lift 25-4, 950 mm, TLB 4.8-6.8 kg, Colours: RAL 7016, RAL 7035
52543-22200-8707110	HMA I-Lift 25-4, 950 mm, TLB 4.8-6.8 kg, lockable, Colours: RAL 7016, RAL 7035
52544-22100-8707110	HMA I-Lift 25-4, 950 mm, TLB 5.6-9.6 kg, Colours: RAL 7016, RAL 7035
52544-22200-8707110	HMA I-Lift 25-4, 950 mm, TLB 5.6-9.6 kg, lockable, Colours: RAL 7016, RAL 7035
52545-22100-8707110	HMA I-Lift 25-4, 950 mm, TLB 7.6-11.6 kg, Colours: RAL 7016, RAL 7035
52545-22200-8707110	HMA I-Lift 25-4, 950 mm, TLB 7.6-11.6 kg, lockable, Colours: RAL 7016, RAL 7035
52546-22100-8707110	HMA I-Lift 25-4, 950 mm, TLB 10-15 kg, Colours: RAL 7016, RAL 7035
52546-22200-8707110	HMA I-Lift 25-4, 950 mm, TLB 10-15 kg, lockable, Colours: RAL 7016, RAL 7035
52547-22100-8707110	HMA I-Lift 25-4, 950 mm, TLB 15.8-17.8 kg, Colours: RAL 7016, RAL 7035
52547-22200-8707110	HMA I-Lift 25-4, 950 mm, TLB 15.8-17.8 kg, lockable, Colours: RAL 7016, RAL 7035